

# HONDA CB750 HORNET '25-

M O U N T I N G I N S T R U C T I O N S

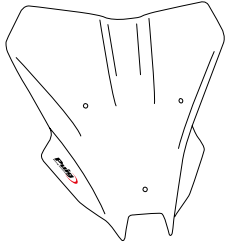
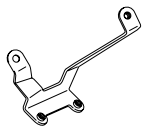
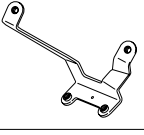







VIDEO

REF 22423

WINDSHIELD NG SPORT



ALLEN  
Nº 3  
Nº 5

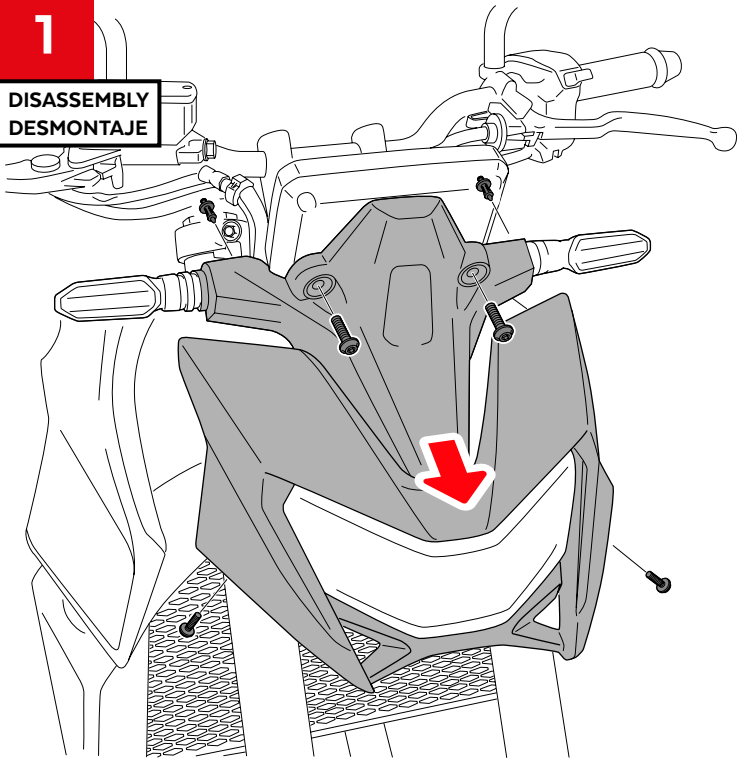
ID	PIEZA/PART	DESCRIPCIÓN	DESCRIPTION	QTY	REF
1		Cúpula Sport	Sport screen	1	22423H/W/F/N/ J/A/R/CM3
2		Soporte izquierdo	Left support	1	SOPOR2P2-L22423
3		Soporte derecho (•)	Right support (•)	1	SOPOR2P2-R22423
4		Tornillo Allen M5x10 Ø11 ISO 7380	M5x10 Ø11 ISO 7380 Allen screw	4	TORNI-I7380-909
5		Arandela de nylon Ø6,4 x Ø16 x 1mm	Ø6,4 x Ø16 x 1mm nylon washer	4	ARAND-----701
6		Arandela de goma Ø4,5 x Ø11 x 2mm	Ø4,5 x Ø11 x 2m rubber washer	4	ARAND-EPDM--722
7		Silentblock Ø12xØ6x9	Ø12xØ6x9 silentblock	3	AROPASACABLES-1
8		Casquillo con valona Ø12xØ6,8x7,3	Ø12xØ6,8x7,3 bush with flange	3	CASQUI-1A---750
9		Tornillo Allen M5x16 Ø11 ISO 7380	M5x16 Ø11 ISO 7380 Allen screw	3	TORNI-I7380-493
10		Tapón tornillo M5 ISO 7380	M5 ISO 7380 screw cap	3	TAPON-----85

# HONDA CB750 HORNET '25-

INSTRUCCIONES DE MONTAJE - MOUNTING INSTRUCTIONS - MONTAGEANLEITUNG

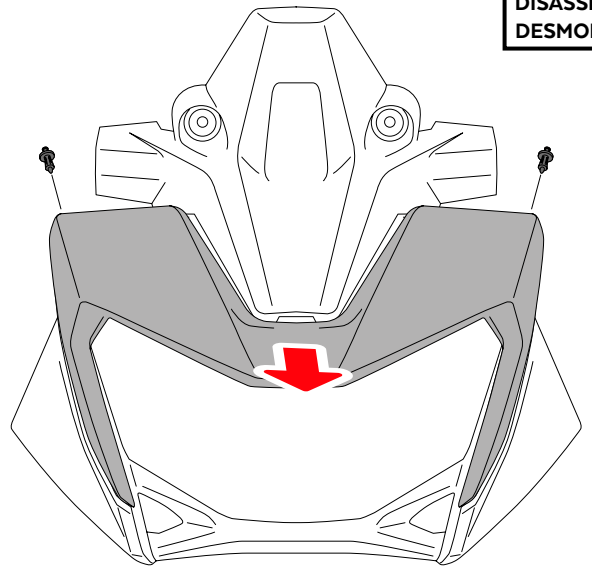
**1**

DISASSEMBLY  
DESMONTAJE



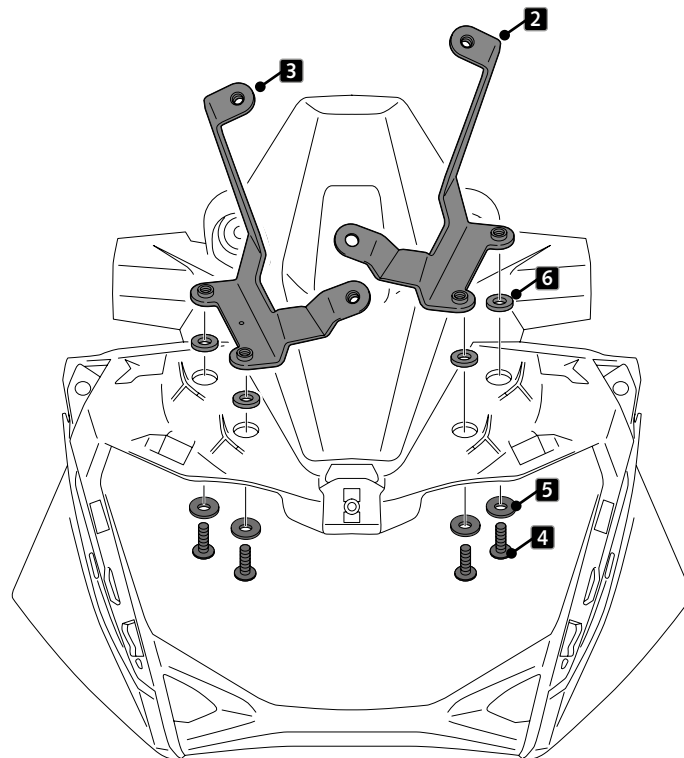
**2**

DISASSEMBLY  
DESMONTAJE



**3**

ASSEMBLY  
MONTAJE

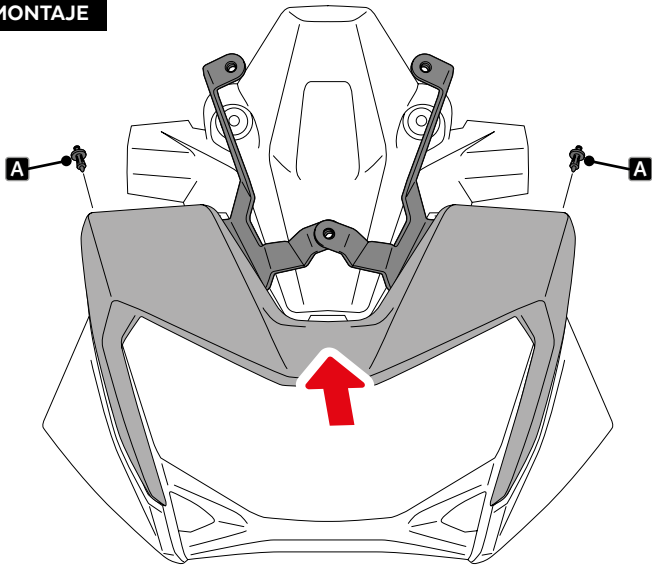


# HONDA CB750 HORNET '25-

INSTRUCCIONES DE MONTAJE - MOUNTING INSTRUCTIONS - MONTAGEANLEITUNG

**4**

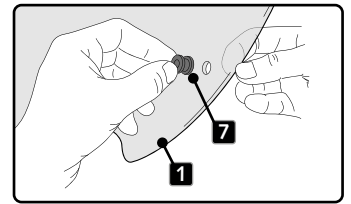
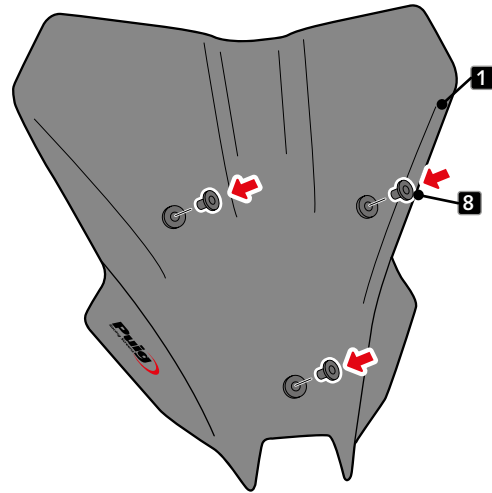
ASSEMBLY  
MONTAJE



**A** PIEZA ORIGINAL  
ORIGINAL PART

**5**

ASSEMBLY  
MONTAJE

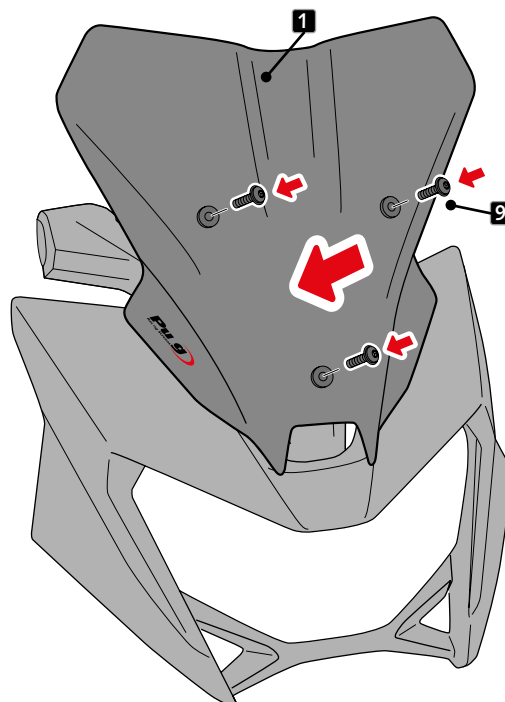


**6**

ASSEMBLY  
MONTAJE

MONTAR LA CÚPULA PARA AJUSTAR  
LA POSICIÓN DE LOS SOPORTES,  
Y APRETAR TORNILLOS ID4

ASSEMBLY THE SCREEN TO ADJUST  
THE POSITION OF THE SUPPORTS,  
AND TIGHTEN ID4 SCREWS.

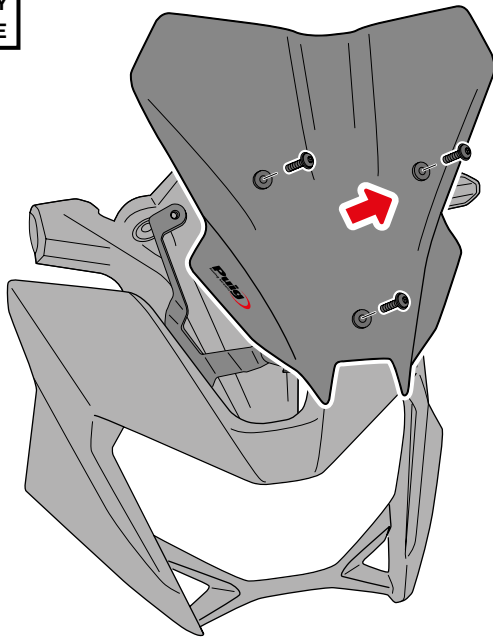


# HONDA CB750 HORNET '25-

INSTRUCCIONES DE MONTAJE - MOUNTING INSTRUCTIONS - MONTAGEANLEITUNG

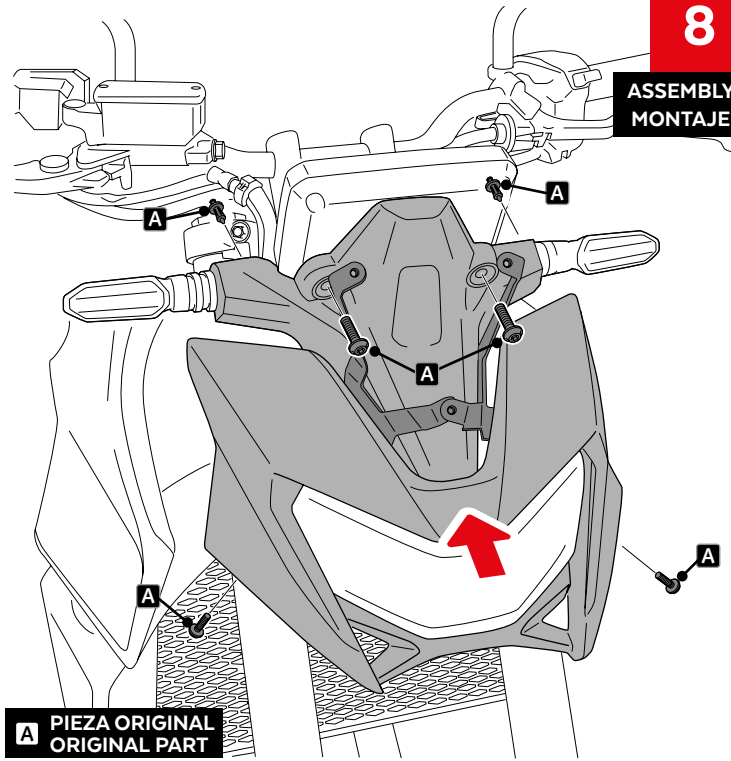
**7**

DISASSEMBLY  
DESMONTAJE



**8**

ASSEMBLY  
MONTAJE



**9**

ASSEMBLY  
MONTAJE

